



Sign in with FMS One

Log in

Email

Password

Log in

[Forgot your password?](#)

[Didn't receive confirmation instructions?](#)

[Didn't receive unlock instructions?](#)

Sign up

FMSOne

Teeb Tsa Sign Up & Nkag Hauv Log In



ANNKISSAM
An HHAeXchange Company

Cov Lus Qhia

Kev Pib Qhia Leej Twg 3

FMSOne yog dab tsis? 3

Kev Pib Nrog **FMS**One 3

 Tsim Ib Tus **FMS**One account thiab Sign-in Nkag-hauv 3

Kev Pab nrog **FMS**One 6

 Kuv tsis nco kuv tus password 6

 Kuv nkag tsis tau vim kuv tus account raug xauv lawm 8

 Kuv nkag tsis tau vim kuv tus account tsis tau thwj toob 10

Cov Hloov Tshiab Ntawm Daim Ntawv Taw Qhia rau Cov Neeg Siv 12

Kev Pib Qhia Leej Twg

Phau ntawv guide siv cov lus qhia txog cov tib neeg ua siv txog **FMSOne**. Nyob ntawm koj nyob qhov twg thiab hom kev pab twg koj mus koom rau, koj yuav siv cov lus txawv qhia txog koj tus kheej.

Tsev thiab Kev Pab Cuam Ntawm Zej Zog (HCBS) – Kev Sib Txhawb thiab Kev Pab Cuam pab cov tib neeg kom lawv mus nyob ua lawv lub neej tau hauv lawv cov zej zog.

Neeg Tuaj Koom muaj npe hu ua: Consumers, Clients, Members, Individuals, los yog Employers. Tus neeg nov yog tus txais kev pab rau hauv tsev thiab kev pab cuam ntawm zej zog.

Neeg Ua Hauj Lwm muaj npe hu ua: PCAs, DSPs, PHWs, Employees, los sis Neeg Saib Xyuas. Tus neeg nov yog tus uas muab kev pab rau hauv Tsev thiab Kev Pab Cuam Ntawm Zej Zog rau cov Neeg Tuaj Koom.

Cov Neeg Sawv Cev muaj npe hu ua: Tsev Neeg, Designees, or Circle of Support. Cov neeg nov feem ntaus lawv yog ib tug phooj ywg los yog ib leej twg ntawm Tus Neeg Tuaj Koom tsev neeg uas pab tus Neeg Tuaj Koom ntawd saib xyuas txog lawv kev pab saib tu neeg.

Financial Management Service (FMS) Provider muaj npe hu ua: Fiscal Intermediary (FI), Fiscal Employer Agent (F/EA), or a Fiscal Support Entity (FSE). Nov yog lub koom haum lag luam khaws ntaub ntawv ntiav neeg ua hauj lwm, ua ntaub ntawv time sheet them nyiaj, thiab tswj kev them nyiaj rau tas nrho cov Neeg Tuaj Koom.

Yog koj muaj lus nug tom qab nyeem phau ntawv guide no tag, koj tus FMS Provider, los yog koj tus Case Manager yuav pab teb tau koj cov lus nug.

FMSOne yog dab tsis?

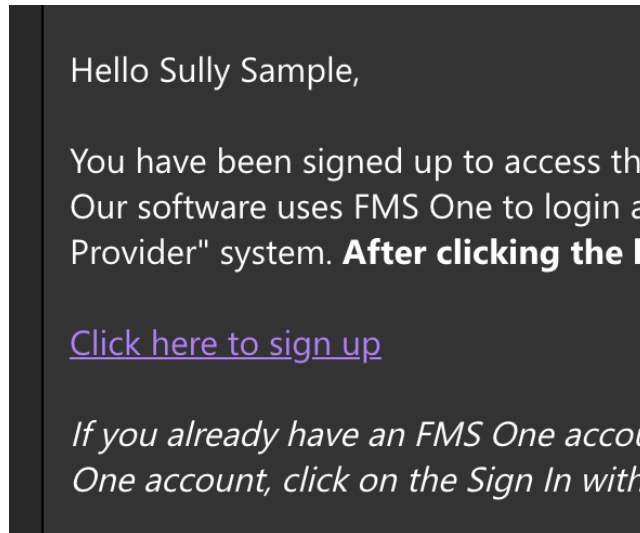
FMSOne yog ib hom ntaus nkag ib zaug mus rau hauv koj tus account yooj yim thiab tso siab tau. Nws tso cai pub koj mus siv tau cov apps uas koj tus FMS Provider tau muab kev tso cai pub koj siv lawm. Nrog **FMSOne**, koj tsuas toob kas nco ib tus login mus ntaus rau tas nrho cov FMS apps xwb yeej siv tau.

Kev Pib Nrog **FMSOne**

Tsim Ib Tus **FMSOne** account thiab Sign-in Nkag-hauv

Koj tus FMS Provider yuav pib teeb tsa koj tus account. Qhov no yuav tso cai pub koj nkag tau mus siv cov apps. Tus FMS Provider mam ua zoo saib kom cov neeg tuaj koom twb muab txuas nrog cov neeg ua hauj lwm thiab cov neeg sawv cev yog lawm.

1. Txhua tus siv txog (user) yuav txais tau ib tsab ntawv email qhia lawv tiav lawv tus account twb tau teeb tsa lawm, thiab mus khee ua li cas rau kom qhov teeb tsa sign-up process tsim ua tawm los thiaj tiav. Tsab ntawv caw “invitation” email no muaj cov lus qhia tseem ceeb rau txhua tus siv txog kom ua raws li hais lawv thiaj teeb tsa tau lawv cov accounts.
2. Tsab ntawv caw email nug koj kom koj mus teeb tsa ib tus **FMSOne** account. Koj yuav tsum nias rau “[Click Here to Sign Up](#)” link nyob hauv tsab ntawv email. Qhov ntawd yuav coj koj ncaj qha los rau qhov nkag hauv sign in page.



Daim Duab 1 – Tus teeb tsa sign up link nyob hauv tsab ntawv email.

3. Nias lub cim xim ntsuab teeb tsa **Sign up** nyob hauv qab daim ntawv form.

A screenshot of a login and sign up form. The form has a title "Log in" and two input fields: "Email" and "Password". Below the "Password" field is a blue "Log in" button. Below the "Log in" button are three links: "Forgot your password?", "Didn't receive confirmation instructions?", and "Didn't receive unlock instructions?". At the bottom of the form is a green "Sign up" button.

Daim Duab 2 – Daim nkag hauv sign in page & lub cim xim xiav teeb tsa sign up.

- 4. Qhov sign up form yuav tshwm tawm tuaj. Koj lub npe thiab koj tus email chaw nyob twb muaj tso rau hauv lawm. Koj yuav tsum ntaus ib tus password, ces ntaus tus password ntawd dua zaum ob kom thiaj thwj toob rau. Ces nias lub cim xim ntsuab teeb tsa **Sign up**.

Current Users

If you received a request to sign up for an FMS One account, but are already using FMS One for another HCBS organizations software system, you do not need to sign up again. Please click the log in button to the right and authorize your account. [Log in](#)

Sign up

Name
Ursula User

Email (Email used by your HCBS provider)
tutorials+u@annkissam.com

Password
(6 characters minimum)

Password confirmation

By clicking Sign up, you are authorizing the HCBS organization associated with the above FI Code to use your FMS One account to log in to their system.

[Sign up](#)

Daim Duab 3 - Daim ntawv teeb tsa form

- 5. Tom qab nias “sign up” tag, koj yuav tau ib qhov “confirmation” screen uas qhia koj tias koj tus account twb tau kev tso cai “authorized” siv lawm. Muaj ib tus link nyob rau daim page ntawd kom koj rov qab mus rau koj tus FMS Provider’s login page. Sau tias “Return to Sign In Page” yog xim xiav.

If you signed up using an email from your HCBS provider, your account is automatically authorized. You can now sign in to their site by clicking the link below. You should receive a welcome email from your provider shortly with instructions on how to access their applications.

If you did not sign up from an email link, please contact your HCBS provider for further instructions.

[Return to Sign in page](#)

Daim Duab 4 - Daim thwj toob meej Confirmation screen

6. Koj yuav txais cov apps ntawv caw emails uas yog los ntawm qhov chaw nyob “no_reply@annkissam.com.” Koj tsis thas teb cov ntawv emails ntawd. Cov ntawv emails ntawd yuav muaj ib tus link rov nkag mus rau tom tus FMS Provider’s sign in page. Koj yuav tau ntxiv qhov cim cia “bookmark” tseg rau hauv koj lub browser kom qhov nkag hauv sign in page thiaj yuav muab siv tau yooj yim tom qab. Pes tsawg daim app ntawv caw emails koj txais tau yuav qhia tau tias pes tsawg daim ntawv tus FMS Provider tau muab kev tso cai rau koj mus siv tau.
 - a. Tas nrho cov browsers zoo sib txawv. Yog koj tsis paub mus ntxiv ib qhov bookmark li cas, mus rhiav qhov kev pab “help section” sab ntawm koj lub browser rau los lus “bookmarks.”
7. Koj nkag tau mus rau hauv **FMSOne** los ntawm nias rau lub cim xim xiav **Sign in with FMS One**. Qhov no yuav tso cai pub koj nkag mus siv tau cov chaw web-based uas koj tus FMS Provider tau muab kev tso cai pub koj siv lawm. Cov neeg ua hauj lwm uas siv EVV yuav siv tau lawv tus **FMSOne** login kom mus kaw khaws tseg cov sij hawm hauj lwm cia rau kev siv ntawm lub **evvie** mobile app.



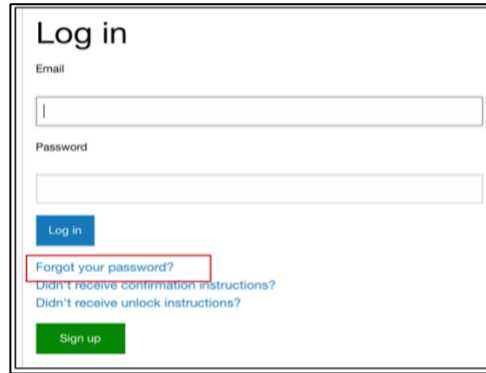
Daim Duab 5 – Lub cim nkag hauv Sign in nrog FMS One

Kev Pab nrog **FMSOne**

Kuv tsis nco kuv tus password

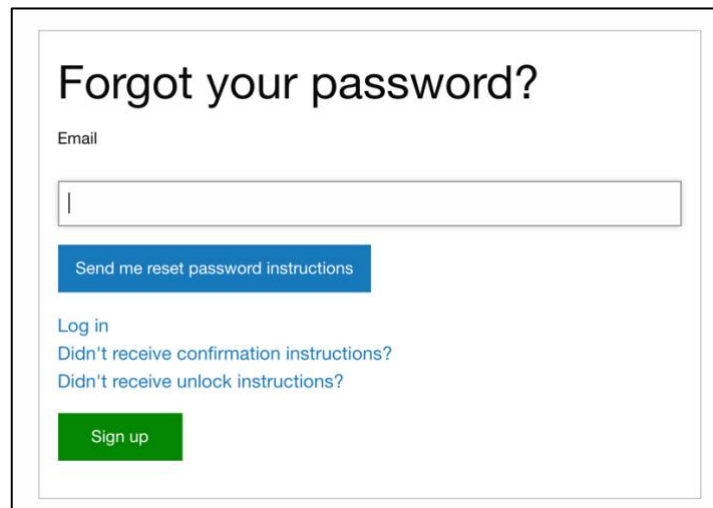
Yog koj tsis nco koj tus password, mus tsim ua dua yooj yim. Mus nias lub cim xim ntsuab sign in screen rau **FMSOne**. Qhov no yog tus link uas koj tau cim cia bookmarked nyob rau hauv koj lub browser thaum koj thawj zaug tau mus teeb tsa lawm.

1. Nyob rau hauv qab daim sign in screen muaj ib cov links. Thawj tus link hais tias, tsis nco koj tus password? Sau li no “**Forgot Your Password?**”. Nias rau tus link ntawd.



Daim Duab 6 – Daim nkag hauv Login screen nrog cim xim tias tsis nco password forgot password

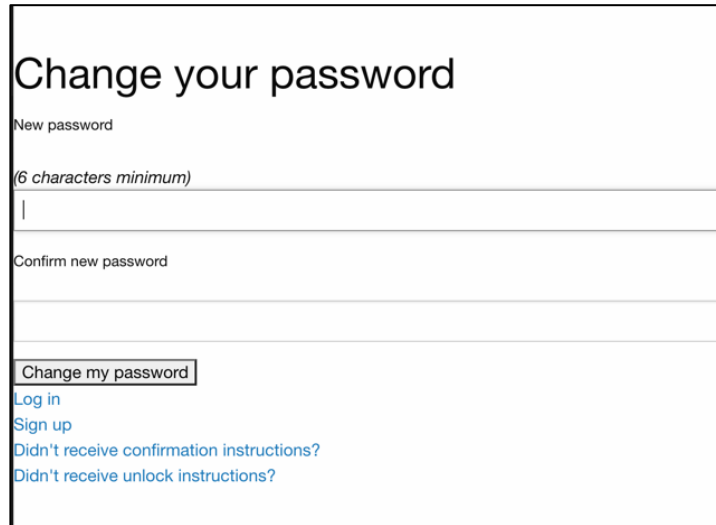
2. Qhov no yuav coj koj mus rau qhov tsis nco koj tus password, Forgot your password screen.
3. Koj ntaus koj tus email rau hauv lub npauv ces nias lub cim tias **Send me reset password instructions** kom rov xa tsab ntawm email mus teeb tsa password dua.



Daim Duab 7 – Daim tsis nco tus password screen

4. Koj yuav txais tsab ntawv email li ob peb nas this uas muaj tus link kom koj mus teeb tsa koj tus password dua. Yog koj tsis tau txais tsab ntawv email li ob peb nas this, ces koj mus saib hauv koj cov ntawv phem hu tias spam los yog lub hnab ntawd khib nyiab hu tias junk folder.

5. Nias lub **Change my password link** hauv tsab ntawv email, ces qhov ntawd yuav coj mus rau daim ntawv form uas koj thiaj ntaus tus password tshiab rau. Koj yuav tsum ntaus tus password ib zaug rau, ces ntaus dua kom thwj toob meej rau.



Change your password

New password

(6 characters minimum)

Confirm new password

Change my password

[Log in](#)

[Sign up](#)

[Didn't receive confirmation instructions?](#)

[Didn't receive unlock instructions?](#)

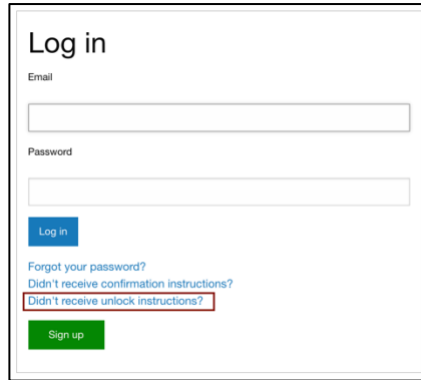
Daim Duab 8 – Daim pauv koj tus password screen

6. Tom qab ntaus tus password rau hauv ob lub npauv lawm, nias lub cim xim txho **Change my password** kom pauv tus password.
7. Tam sim no koj yuav tau siv tus password tshiab no thaum twg koj ntaus nkag rau.

Kuv nkag tsis tau vim kuv tus account raug xauv lawm

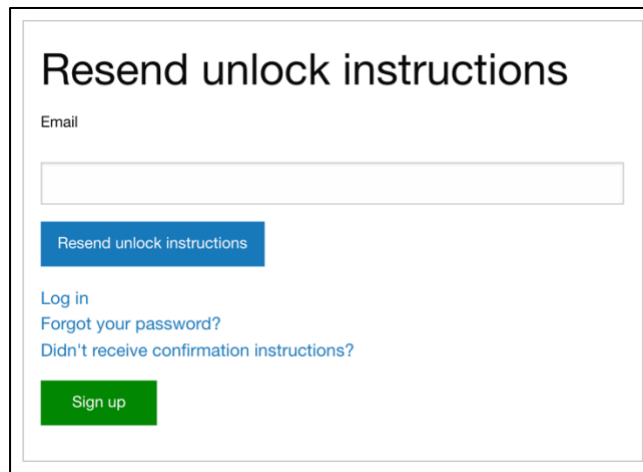
Koj tus account yuav raug xauv lawm yog koj ntaus yuav kev tsib zaug rau. Yog koj sim ntaus nkag rau login es tau txais tsab ntawv tias koj tus account raug xauv, koj mus hais kom txhob muab koj tus account xauv lawm. Lub system yuav ci li xa tsab ntawv email rau koj txog mus ua li cas rau kom txhob muab tus account xauv. Yog koj rhiav tsis tau tsab ntawv email nyob hauv koj lub inbox, los yog ntau tshaj 24-xoob moo rhau lawm txij li koj tau xauv tus account, ntawm no yuav qhia koj mus hais kom xa ib tsab ntawv txhob xauv email tshiab.

1. Nyob hauv qab qhov sign in screen muaj cov links. Tus link thib peb hais tias, **Didn't receive unlock instructions?** Nias tus link ntawd. Qhov no yog hais tias tsis tau txais cov lus qhia kom txhob xauv.



Daim Duab 9 - Daim nkag hauv Login Screen nrog los lus cim xim tias txhob xauv

2. Koj ntaus koj tus email rau lub npauv ces nias lub cim **Resend unlock instructions.**



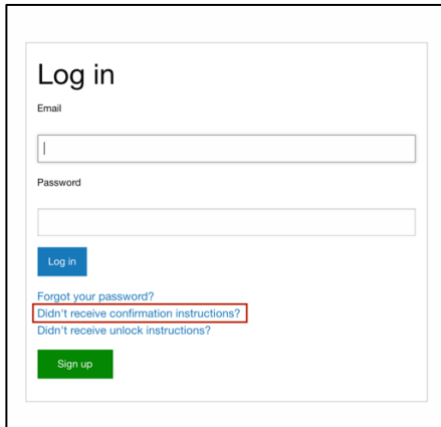
Daim Duab 10 - Daim rov xa dua kom txhob xauv Resend Unlock Screen

3. Koj yuav txais tsab ntawv email ob peb nas this uas muaj tus link kom txhob xauv koj tus account. Yog koj tsis tau txais tsab ntawv email li ob peb nas this, ces koj mus saib hauv koj cov ntawv phem hu tias spam los yog lub hnab ntawd khib nyiab hu tias junk folder.
4. Nias lub **unlock my account** link hauv tsab email, ces nws yuav coj koj mus rau tom **FMSOne** sign in screen. Tam sim no koj tus account tsis raug xauv lawm, thiab koj sim ntaus mus nkag dua.
5. Yog koj tseem muab teeb nrog koj tus password, koj rov qab mus ua raws li cov lus qhia kawm them ua ntej uas tau hais txog kom rov mus teeb tsa ua password li cas dua hauv phau ntawm manual no.

Kuv nkag tsis tau vim kuv tus account tsis tau thwj toob

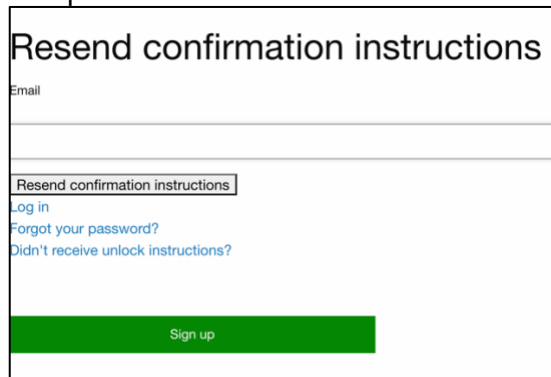
Yog koj pom tsab ntawv “error message” tias ua tsis yog yuav kev lawm ces koj tus account ntawd tsis tau thwj toob meej, tej zaum vim muaj ib qho teeb meem rau thaum koj teeb tsa thawj zaug. Koj mus sim kho rau yuav tsum hais kom xa lus qhia confirmation instructions rau koj.

1. Nyob hauv qab qhov sign in screen muaj cov links. Tus link thib ob hais tias, **Didn't receive confirmation instructions?** Nias tus link ntawd.



Daim Duab 11 – Daim nkag hauv Login Screen nrog cim xim thwj toob meej confirmation

2. Koj ntaus koj tus email rau lub npauv ces nias lub cim tias “Resend confirmation instructions” kom xa cov lus qhia dua.



Daim Duab 12 – Daim rov xa lus qhia thwj toob Confirmation Instructions screen

3. Koj yuav txais tsab ntawv email ob peb nas this uas muaj tus link kom koj mus kho koj tus email/account kom thwj toob rau. Yog koj tsis tau txais tsab ntawv email li ob peb nas this, ces koj mus saib hauv koj cov ntawv phem hu tias spam los yog lub hnav ntawd khib nyiab hu tias junk folder.

4. Nias lub Confirm my account link hauv tsab ntawv email, ces qhov ntawd yuav coj koj mus rau tom **FMSOne** sign in screen. Tam sim no koj tus account thwj toob meej lawm, koj mus sim ntaus nkag dua.
5. Yog koj phiaj tau tsab ntawv tias tsis yog yuav kev “an error with an unconfirmed account” tas li, ces hu koj tus FMS Provider rau kev pab ntxiv.

Cov Hloov Tshiab Ntawm Daim Ntawv Taw Qhia rau Cov Neeg Siv

Hnub	Cov ntsiab lus
07 Lub Rau Hli 2022	Hloov cov daub phaj saib, cov tsiaj ntawv thiab cov lus thooob plaws.
01 Lub Ob Hlis 2022	Tso tawm Daim Ntawv Taw Qhia rau Cov Neeg Siv.