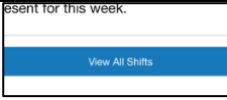
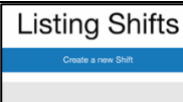
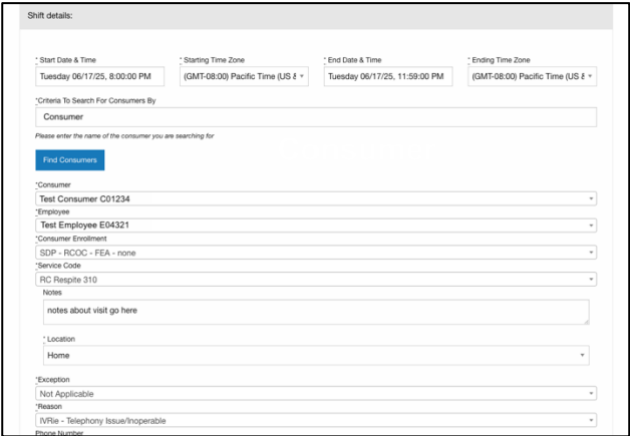
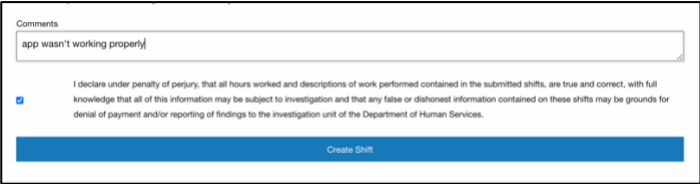


Daim ntawv taw qhia nov yuav muaj cov kauj ruam rau koj taug thaum tsim ib qhov sij hawm ua hauj lwm manual hauv evvie Portal. Yog koj tsis tau sau npe nkag rau hauv qhov evvie Portal, rov mus saib daim FMSONe taw qhia ceev rau cov lus qhia ua. Cov sij hawm ua hauj lwm Manual yog cov sij hawm uas tsis yog EVV-compliant thiab tsuas siv tau thaum kev pab tsis xaj kom muaj EVV lossis yog teeb meem tshwm sim nrog kev ntaus sij hawm ua hauj lwm los ntawm qhov mobile app.

	Kauj Ruam ua kom Tiav	Yuav Zoo li cas Ntawm qhov Phaj Saib
1	<p>Tom qab koj sau npe nkag tau mus rau hauv qhov evvie Portal ntawm koj qhov browser hauv lub computer, tablet, lossis mobile device, nias lub cim View All Shifts.</p>	 <p>1 – Lub Cim View All Shifts</p>
2	<p>Nias lub cim Create New Shift nyob ntawm phaj saib sab saum toj.</p>	 <p>2 – Lub Cim Create New Shift</p>
3	<p>Koj yuav tsum sau teb tas nrho cov kab lus nyob ntawm daim ntawv tsim sij hawm ua hauj lwm. Qhov no muaj nrog cov lus zam thiab cov laj thawj vim li cas koj siv tsis tau qhov evvie mobile app ntaus lub sij hawm ua hauj lwm. Koj yuav tsum sau lub sij hawm nkag/tawm txhua zaug thiab tso lub thaj tsum sij hawm.</p> <p>Cov chaw koj yuav tsum sau kom tiav yuav tsis sib xws nyob ntawm seb koj ua hauj lwm rau leej twg thiab koj ua hauj lwm qhov twg. Tus FMS Provider mam muaj cov ntaub ntawv txog cov lus nug ntawm daim ntawv nov qhia txhais li cas thiab lo lus twg koj yuav tsum sau kom tiav.</p> <p>Pom zoo rau koj siv qhov chaw sau lus ntxiv hauv qab ntawm daim ntawv nov qhia txog vim li cas koj tiaj li ntaus sij hawm ua hauj lwm manually.</p>	 <p>3 – Phaj Saib Ntaus Sij Hawm Ua Hauj Lwm Manual</p>
4	<p>Tom qab sau cov lus teb tiav, khij lub cim lees paub. Kauj ruam tom kawg yog nias lub cim xim xiav Create Shift. Lub sij hawm ua huaj lwm nyob rau qhov pom zoo lawm. Tus neeg thib ob yuav tsum saib thiab muab lub sij hawm ua hauj lwm tso rau approval lock ua ntej tiaj li tiav thiab xa rau cov neeg them nyiaj.</p> <p>Cov sij hawm ua hauj lwm manual los hloov kho thiab tsis lees yuav tib yam li thaum xa raws qhov evvie mobile app.</p>	 <p>4 – Chaw Sau Lus Ntxiv thaib Lub Cim Create Shift</p>

Yog koj muaj lus nug ntxiv, thov rov mus saib daim evvie Ntaub Ntawv Taw Qhia rau tus Siv lossis tiv tauj koj tus FMS Provider yog xav tau kev pab.