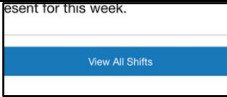
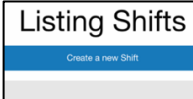

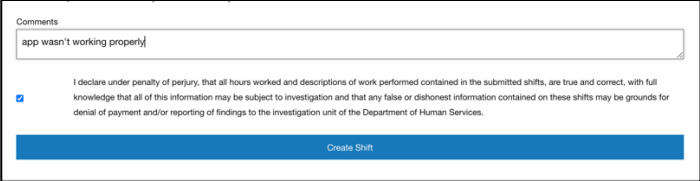


Hagahani waxa uu ku tusi doonaa abuurista shaqo wareejinta gacanta ee Khadka **evvie**. Haddi aanad wali soo galin **evvie Portal**, tixraac hagaha degdega ah ee tilmaamaha **FMSOne**. Wareegyada shaqada ee gacanta lagu sameeyo ma aha kuwo u hoggaansan-EVV oo waa in la isticmaalo oo keliya marka adeeggu aanu u baahnayn EVV ama ay jirto dhibaato ah diiwaangelinta/duubista shaqada iyadoo la isticmaalayo app-ka moobaylka.

	Talaabooyinka Dhamaystirka	Sida uu u ekaado Shaashada
1	Ka dib markaad gasho khadka evvie (evvie Portal) raadiyaha kombiyuutarka, tablet-ka, ama aalada moobaylka, jugsii badhanka View All Shifts .	 <p>1 – Fiiri Badhannada Dhamaan Shiftiyada</p>
2	Guji Samee shaqo-gelis cusub (Create New Shift) oo ku yaal xagga sare ee shaashadda.	 <p>2 – U Samee Badhan Cusub Shiftiga</p>
3	<p>Waxaad u baahan doontaa inaad dhammaystirtid dhammaan goobaha ku yaal foomka shaqo-abuurka. Tan waxaa ku jira ka-reebanida iyo waa maxay sababta aadan ugu duubi karin shaqadan abka mobaylka evvie. Waxaad had iyo jeer u baahan doontaa inaad dhammaystirto wakhtiga bilowga/dhamaadka wakhtiga meelaha iyo wakhtiga aagga goobta.</p> <p>Goobaha kale ee aad u baahan tahay inaad dhammaystirtid way kala duwanaan karaan iyadoo ku xiran hadba qofka aad u shaqeyso iyo meesha aad ka shaqeysid. Bixiyaha FMS ayaa ku siin doona macluumaad dheeraad ah oo ku saabsan micnaha goob kasta oo foomkan ku qoran iyo kuwa aad u baahan tahay inaad buuxisid.</p> <p>Waa inaad isticmaashaa goobta faallooyinka ee hoose ee foomka si aad u sharaxdid sababta shiftiga loogu diiwaan-qorayo gacan ahaan.</p>	 <p>3 - Shaashadda Gelitaanka Shiftiga ee gacanta ku samaynta</p>
4	<p>Kadib markaad dhammaysid dhammaan goobaha, calaamadee santuukha-hubinta (the checkbox) si aad u caddaysid isbeddelka shaqada ee shiftiga. Talaabada ugu danbeysa waa inaad gujisid batoonka Abuur Shifti ee buluuga ah. Xil wareejintu hadda waxay ku jirtaa xaalad la ansixiyay. Qofka labaad waxa uu u baahan doonaa in uu eego oo uu ogolaado in uu xiro shaqada ka hor inta aan la dhamaystirin oo loo dirin liiska mushaharka si loo gudbiyo.</p> <p>Shaqooyinka gacanta sidoo kale waa la hagaajin karaa oo waa la diidi karaa sida shiftiyada kale oo lagu soo gudbiyay app-ka mobaylka evvie.</p>	 <p>4 - Santuukha Talo-bixinta iyo sameynta badhanka shiftiga</p>

Haddii aad hayso su'aalo dheeraad ah, fadlan tixraac ku samee Buugga Isticmaalaha ee **evvie** ama la xiriir Bixiyahaaga FMS wixii caawimaad ah.